



K-12 Diagnostic & K-8 Instruction
Reading and Mathematics

Welcome to i-Ready®




Welcome to i-Ready

- This year, your child's school will be implementing i-Ready, an engaging online assessment and instruction program.
- i-Ready is web-based –
 - Your child can access the program from any computer with an internet connection EXCEPT a tablet or other handheld device.
 - The program can only be accessed on a computer. It cannot be accessed through any tablet device, such as an iPad®
 - Note: i-Ready Apps for additional practice are under development and will be available late fall 2013.

It all starts with an adaptive diagnostic

i-Ready's adaptive test identifies students' strengths and weaknesses in reading and mathematics



What is an adaptive diagnostic?

- An adaptive diagnostic automatically adjusts the difficulty of the questions according to each student's ability levels
 - The first question your child will see will be based on his/her chronological grade level. As your child proceeds through the test, items become more or less challenging, depending on how he answers each question.
 - The test is designed to find exactly the level at which your child is performing both by domain (e.g., phonics) and at the sub-skill level (e.g., short "a" sound).

What does i-Ready® Diagnostic for Reading assess?

The reading diagnostic assesses skills in the following areas, known as domains:

- Phonological Awareness
- Phonics
- High-Frequency Words
- Vocabulary
- Comprehension: Literature
- Comprehension: Informational Text


What does i-Ready[®] Diagnostic for Mathematics assess?

The math diagnostic assesses skills in the following areas, known as domains:

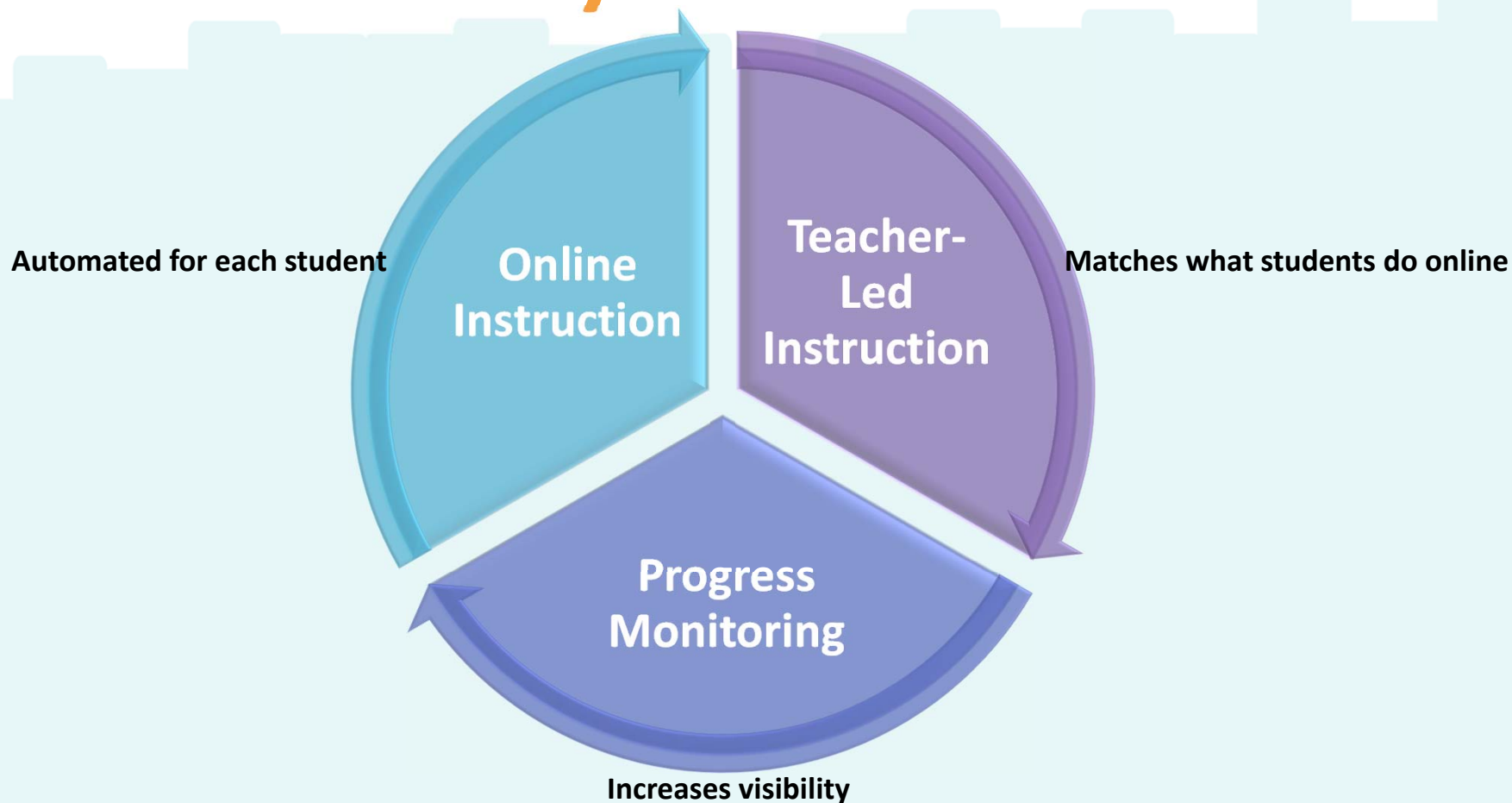
- Number and Operations
- Measurement and Data
- Algebra and Algebraic Thinking
- Geometry

Once students finish the Diagnostic, the results are used to provide customized and differentiated instruction to meet their needs

i-Ready will support your child whether he is below, on, or above grade level.



About i-Ready Instruction



- Once your child has completed the online Diagnostic, he will automatically be assigned to online instruction.
- Your child will also have access to teacher-led instruction to support mastery of each skill.
- i-Ready's progress monitoring capabilities will help keep your child's teacher up-to-date on his progress through the program.

Online lessons keep students engaged



Examples from middle school online lessons.



Parent Report & Parent Guide



Parent Report for Leola Castillo

Academic year: Current (2011-2012) School: Harrington
 Select Students by: Class Class: Class G

What is i-Ready?

i-Ready is an online assessment program focused on reading and math. It gives you a snapshot of your child's performance.

Leola's Overall Reading Performance

Test	Placement	Scale Score
Test 1 - 12/7/2011	At Level 4	

Detail for Test 1 - 12/7/2011

		Leola's Performance Levels
Overall Reading Performance		At Level 4
Domains	Phonological Awareness	Tested Out
	Phonics	Max Score
	High-Frequency Words	Tested Out
	Vocabulary	Approaching Level 4
	Comprehension: Literature	At Level 4
	Comprehension: Informational Text	At Level 4

Scale Scores

Scale Scores provide information on your child's performance across all domains. You can see which topics need some more review.

Placement Levels are based on your child's level of instruction level. This will provide the instrument with appropriate content.

- Above Level
- At Level
- Approaching
- Needs Improvement

Foundational Skills are specific skills within a particular subject.

Curriculum Associates
 i-ready.com

i-Ready Diagnostic & Instruction: Parent Training Guide

What is i-Ready Diagnostic & Instruction?

i-Ready Diagnostic & Instruction is an online, interactive learning environment designed to assess students and then provide individualized instruction based on each student's unique needs. The exciting format and engaging content, as well as the Study Buddies and other interesting, contemporary characters, draw in students right away. The i-Ready experience builds students' investment in their learning by giving them real-time feedback on their progress in each skill. As students complete each assignment successfully, they earn credits that they can use to play games. i-Ready Diagnostic & Instruction also provides opportunities to learn both at school and at home.

How can I help my child get the most out of i-Ready Diagnostic & Instruction?

- Talk with your child about how practicing i-Ready Diagnostic & Instruction will help them do better on their schoolwork. Also, explain that i-Ready Diagnostic & Instruction will show them which topics need some more review.
- Remind your child that it is "okay" not to know the answer based on what they do know. The Diagnostic is designed to give them practice on what they need to learn. This will provide the instrument with appropriate content.
- Encourage your child to use the tools provided during the assessment.
- Help your child identify and become familiar with the different parts of the program (My Assignments, My Stuff, My Progress).
- To help your child get started, see How Does My Child Use i-Ready Diagnostic & Instruction? (p. 3).
- Have your child use the Student Instructions for Completing Online Lessons (p. 3).
- Encourage your child to take each lesson and question seriously. Emphasize "think before clicking," because just clicking through will not give an accurate report of what your child knows and is able to do.
- Discuss your child's results by looking together at the "My Progress" report.

800-225-0248

i-Ready Diagnostic and Instruction: Guía de capacitación para los padres

¿Qué es i-Ready Diagnostic and Instruction?

i-Ready Diagnostic and Instruction es un ambiente en línea de aprendizaje interactivo diseñado para evaluar a los estudiantes y después, suministrarles una instrucción individualizada basada en las necesidades únicas de cada estudiante. El formato apasionante y el contenido atractivo, además de los Study Buddies y otros personajes interesantes y contemporáneos, atraen a los estudiantes inmediatamente. La experiencia de i-Ready anima a los estudiantes a invertir en su aprendizaje, dándoles una retroalimentación sobre su progreso en cada habilidad en tiempo real. Al completar cada tarea con éxito, los estudiantes ganan créditos que luego pueden usar para jugar juegos. i-Ready Diagnostic and Instruction también les suministra oportunidades para aprender tanto en la escuela y como en casa.



¿Cómo puedo ayudarles a mis hijos a sacar provecho del i-Ready Diagnostic and Instruction?

- Hable con sus hijos sobre cómo la práctica de i-Ready Diagnostic and Instruction en casa los prepara mejor para las tareas de clase. También, explíqueles que i-Ready Diagnostic and Instruction les muestra a los maestros las habilidades que ellos han dominado y con cuáles ellos necesitan más repaso.
- Anime a sus hijos a usar las herramientas provistas durante la lección (referencias a los objetivos, palabras clave, etc.) y a usar papel de borrador para las computaciones matemáticas.
- Ayude a sus hijos a identificar y familiarizarse con los distintos partes de la página de inicio para los estudiantes (My Assignments, My Stuff, My Progress).
- Para ayudarles a sus hijos a comenzar, les hacemos la pregunta: ¿cómo puede mi hijo navegar el i-Ready Diagnostic and Instruction? (pág. 2).
- Pida a sus hijos seguir las instrucciones de los estudiantes para completar las lecciones en línea (pág. 3).
- Anime a sus hijos a prestar atención a cada lección y pregunta, y a evitar hacer clic por toda la lección porque esto no resultará en un informe preciso sobre lo que ellos saben y pueden hacer.
- Discuta los resultados de sus hijos, mirando juntos la sección "My Progress".
- Pregúntele a los maestros de sus hijos cuánto tiempo deben practicar en casa, o sobre cualquier pregunta adicional que usted tenga sobre i-Ready Diagnostic and Instruction.

Para más información sobre i-Ready vaya a www.curriculumassociates.com



800-225-0248

Curriculum Associates

“Find a Book”

i-Ready makes it easy for parents to find books online appropriate for their child’s reading level and interests.

- After the diagnostic assessment, teachers will get a Lexile measure for each child.
 - A Lexile measure is a numeric value followed by “L” (e.g., 850L).
- Knowing your child’s Lexile measures will help you select the right level of books.
- Ask your child’s teacher for his/her Lexile measure.

“Find a Book”

The screenshot shows the Lexile website's 'Find a Book' interface. At the top left is the Lexile logo and the text 'The Lexile® Framework for Reading'. To the right is a 'Quick Book Search' box with a search input field, a magnifying glass icon, and a link to 'Advanced Search'. Below the search box is a navigation bar with five tabs: 'About Lexile Measures', 'Using Lexile Measures', 'Common Core', 'Lexile Tools', and 'Lexile Training'. A green callout bubble points to the 'Find a Book' section. This section is divided into two main areas: 'Lexile Range' and 'Popular Books'. The 'Lexile Range' area shows '650L to 800L Current Lexile Range' with a 'Change' button. The 'Popular Books' area displays three book covers: 'The Lightning Thief', 'Charlotte's Web', and 'Holes'. A red starburst graphic next to the books contains the text 'Find books that match the student's Lexile® measure'. At the bottom, there are search filters showing '1000 or more available books', 'results per page 20', and 'sort by Targeted Reading'. A 'Search Options' button is also visible.

With the Lexile measures you can go to www.Lexile.com/fab/i-ready and find appropriate books for your child.

See how your child is performing

The screenshot shows the i-Ready Reading Diagnostic & Instruction interface. The 'My Progress' tab is highlighted with an orange circle. The interface displays a 'My Start' panel with 'Start Lessons' and 'Start Extra Lessons' buttons, and a 'My Progress' panel with a table of test results for Vocabulary and Comprehension sections.

Section	Tested Out
Vocabulary	You passed 5 out of 6 lessons.
Determining Word Meaning from Context Clues	Jul 18, 2013 ✓ 77%
Understanding the Relationship Between Words	Jul 18, 2013 ✓ 70%
Using Greek and Latin Roots and Affixes	Jul 18, 2013 ✓ 92%
Understanding Connotative Meanings	Jul 18, 2013 ✓ 82%
Understanding Connotative Meanings	Jul 18, 2013 ✗ 64%
Determining Word Meaning Using Context Clues	Jul 18, 2013 ✓ 96%
Comprehension	You passed 4 out of 4 lessons.

- Use the “My Progress” box to track the progress of your child.
- This information can be accessed through your child’s i-Ready account.

i-Ready and Your School

working together to achieve success

For Students & Parents

Engaging and customized

Gets students engaged

Provides custom fit

Uses high quality instructional approach

Fills Common Core gaps

For Teachers

Makes differentiated instruction a reality

Automates differentiation

Saves time

Seamlessly connects to offline instruction

Gives visibility



K-12 Diagnostic & K-8 Instruction
Reading and Mathematics

To learn more go to
www.i-ready.com/empower

